

VIRTUAL AGM USER GUIDE

Getting Started

This year's annual meeting will be held virtually. You can participate online using your smartphone, tablet or computer.

You will be able to listen to a live audio webcast of the meeting and, provided you follow the steps set out below, you will be able to ask questions online and submit your votes in real time.

As usual, you may also provide voting instructions before the meeting by completing the form of proxy or voting information form that has been provided to you.

In order to participate online:

1. Check that your browser for whichever device you are using is compatible. Visit <https://web.lumiagm.com/481690299> on your smartphone, tablet or computer. You will need the latest version of Chrome, Safari, Edge or Firefox.
2. Gather the information you need to access the online meeting:

Meeting ID: 481-690-299

Password: AltaGas2021 (case-sensitive)

To log in, you must have a username:

Registered Shareholders

The 15-digit control number on the form of proxy provided by Computershare constitutes your username.

Duly Appointed Proxyholders

Proxyholders will receive a username from Computershare via email if you follow the instructions to appoint and register your proxyholder.

Important Notice for Non-Registered Holders

Non-registered holders (being shareholders who hold their shares through a broker, investment dealer, bank, trust company, custodian, nominee or other intermediary) who wish to ask questions and vote at the meeting must first appoint themselves as a proxyholder and then register their appointment with Computershare.

Proxyholder Appointments

If you are a registered shareholder appointing someone else or a non-registered shareholder appointing yourself or someone else to attend the meeting on your behalf, you should carefully follow the instructions set out in the form of proxy or voting information form and in the management information circular relating to the meeting.

This involves two steps:

1. Appoint a proxyholder in accordance with instructions
2. Register the proxyholder with Computershare

To Register a proxyholder with Computershare

Once you have submitted your form of proxy or voting instruction form appointing such person, you **MUST** also register this person with Computershare at <http://www.computershare.com/altagas> **prior to 1:00 pm MDT on April 28, 2021**. Failure to follow the above-mentioned two-step process will result in the proxyholder not receiving a username. Without a username, the proxyholder will not be able to ask questions or vote at the meeting and can only attend the meeting as a guest.

For technical support, please visit <https://go.lumiglobal.com/faq>



Broadcast



The broadcast bar: Allows you to view and listen to the proceedings. If viewing on a computer, the webcast will appear at the side automatically once the meeting has started.



Home page icon: Displays meeting information



Questions icon: Used to ask questions



Voting icon: Used to vote. Only visible when the chairperson opens poll.

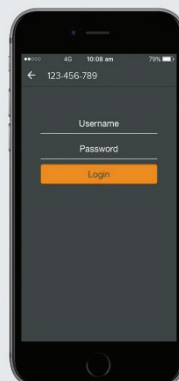
1

Registered Shareholders:

Your username is the 15-digit control number printed on the proxy form provided to you by Computershare.

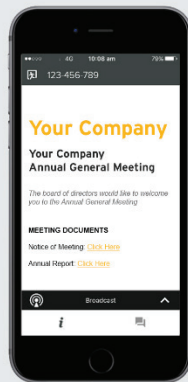
Duly Appointed Proxyholders:

The username for duly appointed proxyholders will be in the email sent to the proxyholder by Computershare.




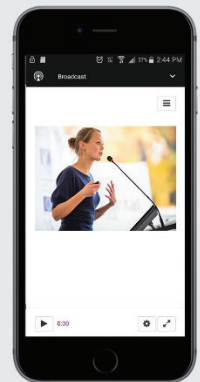
- 2** Once logged in, you will see the home page, which displays the meeting documents and information on the meeting.

Icons will be displayed in different areas, depending on the device you are using.




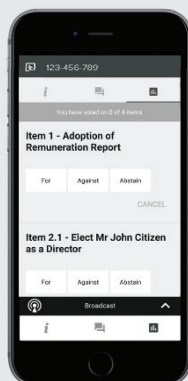
- 3** To view proceedings you must tap the broadcast arrow  on your screen.

Toggle between the up and down arrow  to view another screen.




To Vote

- 4** When the Chair declares the poll open.
- > A voting icon  will appear on your device and the Meeting Resolutions will be displayed.
 - > To vote, tap one of the voting options. Your response will be highlighted.





The number of items you have voted on, or are yet to vote on, is displayed at the top of the screen.

Votes may be changed up to the time the chair closes the poll.

NOTE: On some devices, in order to vote, you may need to minimize the audio cast by selecting the arrow  in the broadcast bar. Audio will still be available. To return to the audio webcast after voting, select the arrow again.

To Ask Questions.

- 5** Tap on the Questions icon  to submit a question.
- Compose your question and select the send icon. 
- Confirmation that your message has been received will appear

